




District Report Card: 2017	
State: Bihar	District: Aurangabad (bihar)
Class: 5	Subject: Language
Schools: 61	Students: 1302


Participation/Coverage


Students

<div>GENDER</div> <div></div>	Boys				Girls			
	Number		%		Number		%	
	659		50.61		643		49.39	

<div>AREA</div> <div></div>	Rural				Urban			
	Number		%		Number		%	
	1219		93.63		83		6.37	

<div>CATEGORY</div> <div></div>	SC		ST		OBC		GEN	
	Number	%	Number	%	Number	%	Number	%
	393	30.18	10	0.77	812	62.37	87	6.68

<div>CWSN</div> <div></div>	LD	VI	HI	S&LD	ID	Oth
	3	4	0	1	1	0

<div>Management</div> <div></div>	Government			Government-aided		
	Number		%	Number		%
	1277		98.08	25		1.92

Average Performance of Students in Language (%)

Overall	Gender		Area		Management		Social Group			
	Male	Female	Rural	Urban	Govt.	Aided	SC	ST	OBC	GEN
58.38	58.00	58.78	57.18	75.98	57.83	86.40	59.00	65.33	58.04	58.01

Performance on Learning Outcomes (LOs)

Learning Outcomes	Description	Average Performance(%)
L504	Reads and comprehends independently storybooks, news items/ headlines, advertisements etc.	57.14
L508	Reads text with comprehension, locates details and sequence of events	59.00

Range of Performance of Students who Answered Correctly							
Below 30%		30% - 50%		50% - 75%		Above 75%	
Number	%	Number	%	Number	%	Number	%
145	11.14	303	23.27	547	42.01	307	23.58

Lowest Performing Learning Outcomes (LOs)

- 1 - Reads and comprehends independently storybooks, news items/ headlines, advertisements etc. (57.14)
- 2 - Reads text with comprehension, locates details and sequence of events (59.00)